

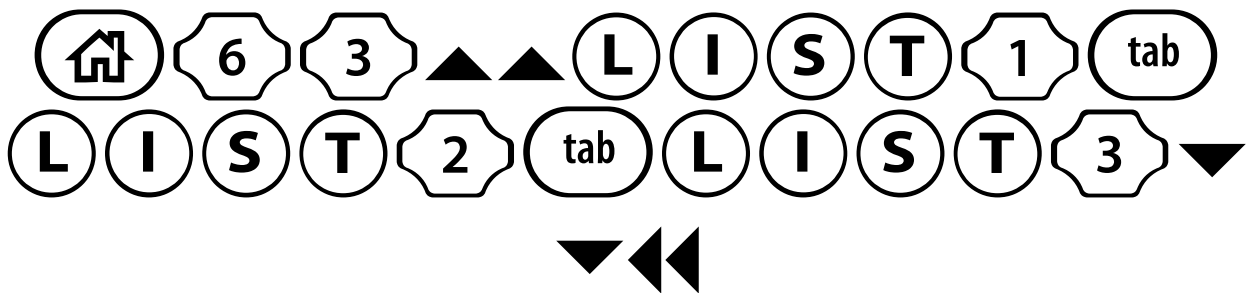


TI-Nspire Mini-Tutorials

A Probability Experiment with Two Dice

Summary of Keystrokes

Create a spreadsheet window and add three list headings:



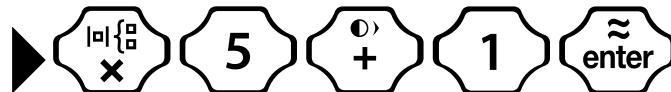
Create a random number function:



(Press ▼ until you get to the int() command, then press enter)



(Press ▼ until you get to the rand() command, then press enter)



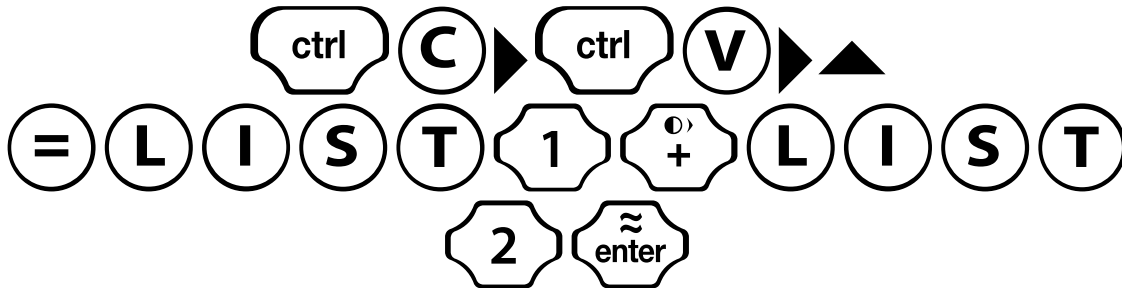


Copy the function to other cells:



(Press ▼ for the number of cells you want to copy the formula into, the

press .)



Create a statistics window and histogram:



(Press ▼▶ to highlight the horizontal axis. Press and hold until

you see the spreadsheet data lists. Press ▼ until you highlight list3,

then press .)

