



TI-Nspire Mini-Tutorials

Creating a Random Number Table


Summary of Keystrokes

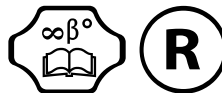
Create a spreadsheet window:




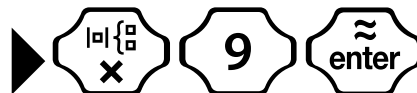
Create the random number function:



(Press ▼ until you get to the int() command, then press )



(Press ▼ until you get to the rand() command, then press )





Copy the function to other cells:



(Press ▼ for the number of cells you want to copy the formula into, the

press .

Press   to generate a new series of random numbers.)