

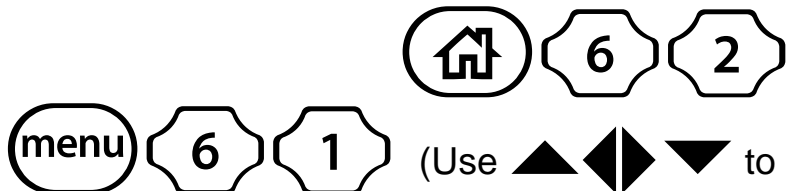






TI-Nspire Mini-Tutorials

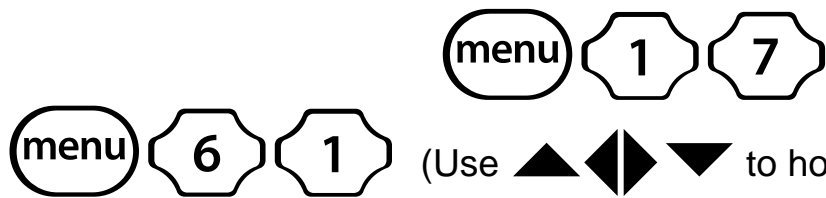




Finding the Slope Between Two Points

Summary of Keystrokes






Create a graphing window and two points:

 (Use    to move to two parts of the screen to define the two points. Press  at each point.)






Label the points:

 (Use    to hover over each point. Press  at each point.)

Connect the points with a line:

 (Use    to hover over each point. Press  at each point.)

Measure the slope:

 (Use    to hover over the line. Press . The measurement of the slope appears.)